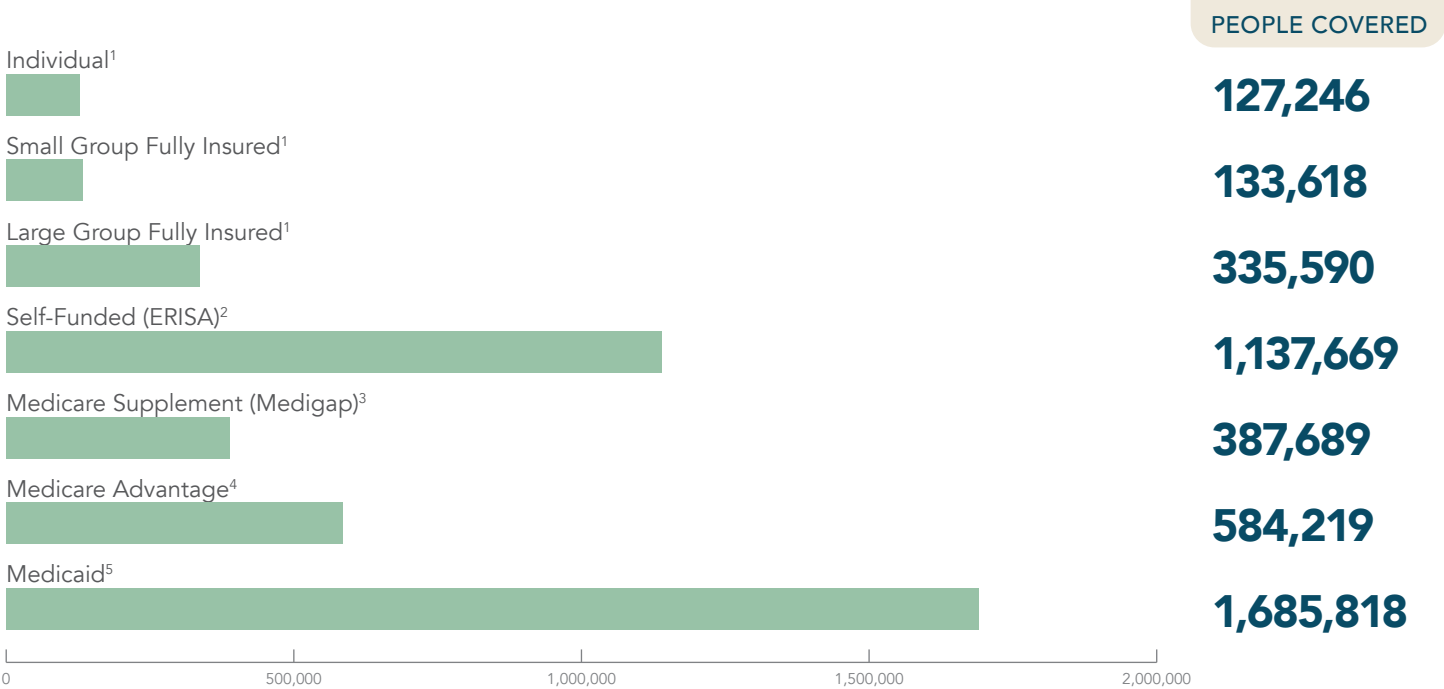


Indiana

Health Insurance by the Numbers



Access to Insurance



Health Insurance Employment in Indiana

EMPLOYEES

Health Plan Employees⁶ **11,633**

Insurance-Related Employees⁷ ... **22,933**

PAYROLL

Health Plan Employees⁶ **\$1,105,208,000**

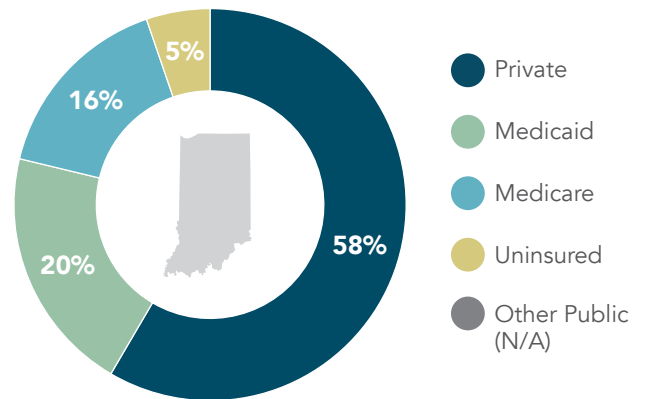
Insurance-Related Employees⁷ ... **\$1,580,499,000**

AVERAGE WAGE

Health Plan Employees⁶ **\$95,006**

Insurance-Related Employees⁷ ... **\$68,918**

Health Insurance Coverage of Indiana Residents⁸



All data sources and notes, labeled 1 - 18, are referenced in detail on the "Sources & Notes" page at the end of the full report, or at this link: [AHIP.org/2023-State-Data](https://www.ahip.org/2023-State-Data)

Data compiled by AHIP, Center for Policy and Research, February 2023.

Largest Health Plans by Number of People Covered

COMMERCIAL ⁹	Anthem (Elevance Health)	CareSource	Centene	Physicians Health Plan of Northern Indiana (PHP)	UnitedHealthcare
MEDIGAP ¹⁰	Aetna, a CVS Health Company	Anthem (Elevance Health)	Cigna	Mutual Of Omaha	UnitedHealthcare
MEDICARE ADVANTAGE ¹¹	Aetna, a CVS Health Company	Anthem (Elevance Health)	Blue Cross Blue Shield of Michigan	Humana	UnitedHealthcare
MEDICAID ⁵	Anthem (Elevance Health)	CareSource	Managed Health Services (MHS) (Centene)	MDwise (McLaren Health Plan)	

STATE PREMIUM TAX COLLECTED¹²: **\$234,753,000**

Individual Marketplace in Indiana

Marketplace Enrollees Receiving Premium Subsidies¹³

121,953 (82%)

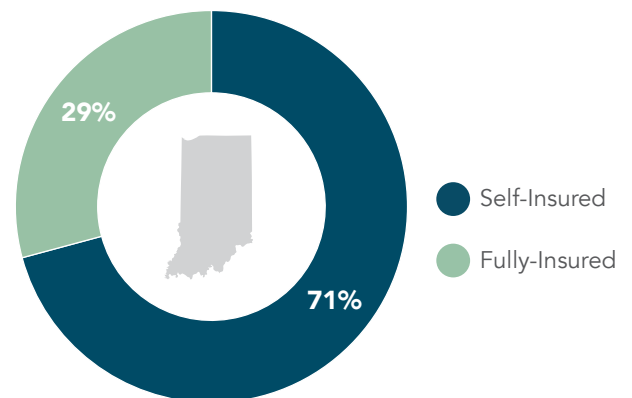
Average Monthly Premium Subsidy¹³

\$459

Percent of Subsidy-Eligible Population Enrolled in Marketplaces¹⁴

25%

Employer-Sponsored Insurance by Type¹⁵



Coverage by Employers in Indiana

Share of Workers in Companies Offering Insurance¹⁶

88%

Share of Workers in Companies Offering a Choice From Among Two or More Plans¹⁷

73%

Percent of Single Coverage Premiums Paid by Employers¹⁸

78%