

# The Value of Medicare Advantage

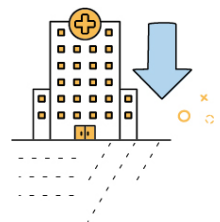
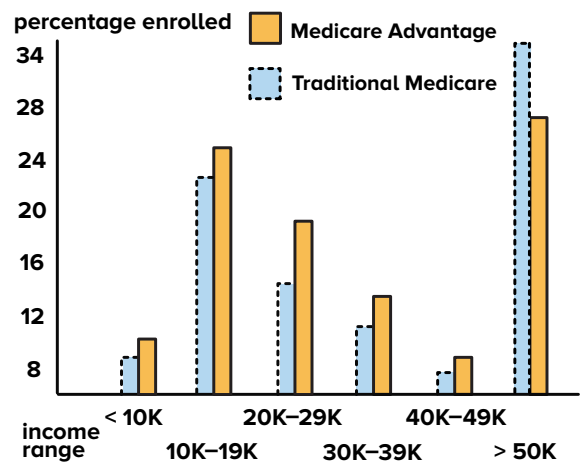
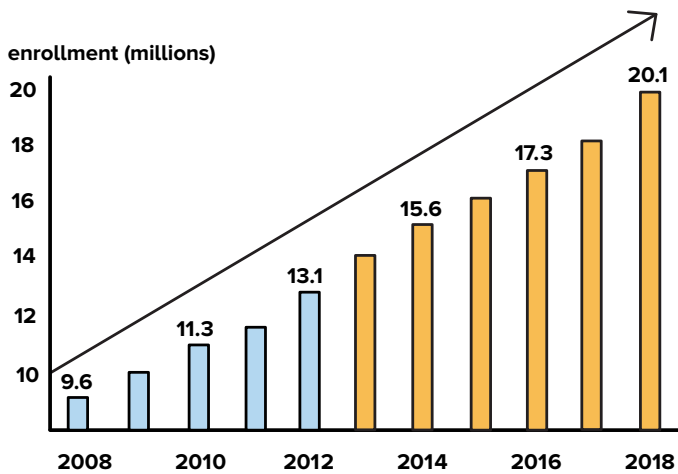


Over 20 million seniors trust Medicare Advantage for better services, better care, and better value

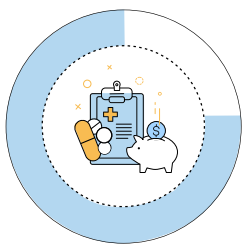

Americans deserve access to quality, affordable, and comprehensive health care that improves outcomes. That's what Medicare Advantage delivers. That's why 90 percent of Medicare Advantage enrollees are satisfied with their plan, and year-over-year enrollment continues to grow.<sup>1</sup>

Medicare Advantage covers more than 20 million Americans, and year-over-year **enrollment continues to grow, nearly doubling in the past decade.**<sup>1</sup>

**Those choosing Medicare Advantage tend to be lower income**, with 53 percent having an annual income of less than \$30,000 compared to 46 percent in traditional Medicare.<sup>2</sup>



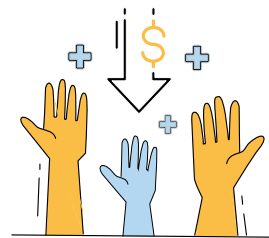
Medicare Advantage enrollees recovering from hip fractures spent **nearly a week less in nursing facilities after hospital discharge compared to traditional Medicare.** These patients also were less likely to be readmitted to the hospital.<sup>3</sup>




**More than 80% of Medicare beneficiaries can sign up for a Medicare Advantage plan** that includes prescription drug coverage for no additional premium, and over half of them do.<sup>4</sup>



**More than half of Medicare Advantage beneficiaries make annual preventive care visits** to their doctor, compared to just one third of seniors in traditional Medicare.<sup>5</sup>



When more seniors choose Medicare Advantage in counties where it's already popular, the per capita **costs for traditional Medicare decrease in those same counties.**<sup>6</sup>



Medicare Advantage **outperformed traditional Medicare on 16 out of 16 clinical quality measures**, including hospital readmissions, breast and colon cancer screenings, and medication adherence.<sup>7</sup>

<sup>1</sup><https://www.cms.gov/Research-Statistics-Data-and-Systems/Statistics-Trends-and-Reports/ReportsTrustFunds/Downloads/TR2018.pdf> <sup>2</sup>Medicare Advantage Demographics Report, 2015. May 2018. [ahip.org/wp-content/uploads/2018/06/MADemographics\\_IssueBrief.pdf](http://www.ahip.org/wp-content/uploads/2018/06/MADemographics_IssueBrief.pdf), <sup>3</sup>Kumar A, Rahman M, Trivedi AN, Resnik L, Gozalo P, Mor V (2018) Comparing post-acute rehabilitation use, length of stay, and outcomes experienced by Medicare fee-for-service and Medicare Advantage beneficiaries with hip fracture in the United States: A secondary analysis of administrative data. *PLoS Med* 15(6): e1002592. <sup>4</sup>Medicare Advantage & Part D in 2018: More Affordability, More Choices. Oct. 12, 2017. <https://www.ahip.org/medicare-advantage-part-d-in-2018-more-affordability-more-choices>. <sup>5</sup>Sukkyung, Chung, Lesser, Lenard L., Lauderdale, Diane S. et al. Medicare annual preventive care visits: Use increased among fee-for-service patients, but many do not participate. *Health Affairs* 34(1): 11-20, January 2015. <sup>6</sup>Johnson, Garret, Figuero, Jose F., Zhou, Xiner, et al. Recent growth in Medicare Advantage enrollment associated with decreased fee-for-service spending in certain US counties. *Health Affairs* 35(9): 1707-1715, September 2016. <sup>7</sup>Timble, Justin W., Bogart, Andy, Damberg, Cheryl et al. Medicare Advantage and fee-for-service performance on clinical quality and patient experience measures: Comparisons from three large states. *Health Services Research* 52(6), Part 1: 2038-2060, December 2017